

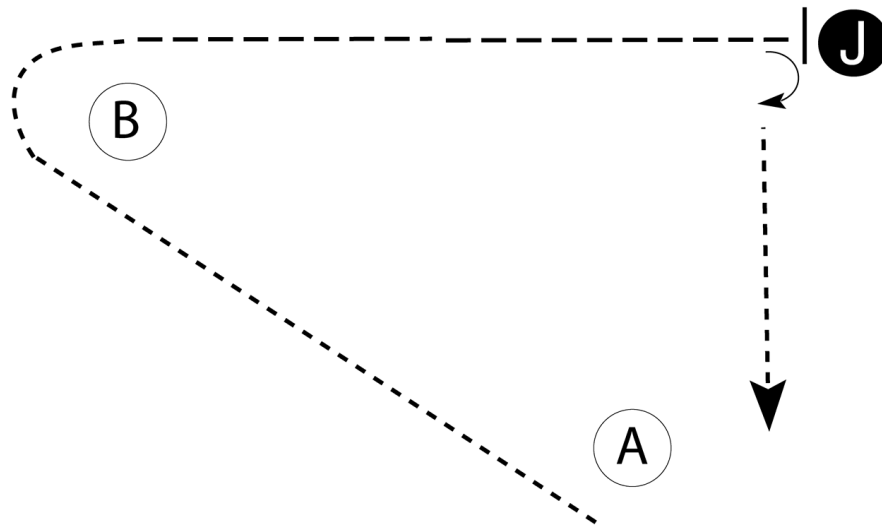
MNPOAC Spooktacular 2024

Showmanship (All WT, 9u, & Leadline (walk only))

Show Date: 10-19-2024

w w w . H o r s e S h o w P a t t e r n s . c o m

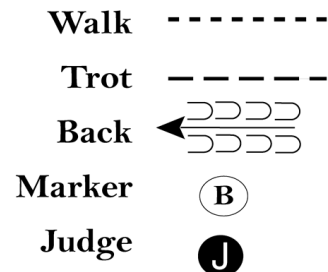
w w w . H o r s e S h o w P a t t e r n s . c o m



Be ready at A.

1. When acknowledged, walk to and around B.
2. Trot from B to judge.
3. Stop at judge and set up for inspection.
4. When dismissed, turn 90 degrees..
5. Walk to exit.

Follow the instructions of your ring steward.



[S/WT-42]

Pattern Provided by:
Show Committee

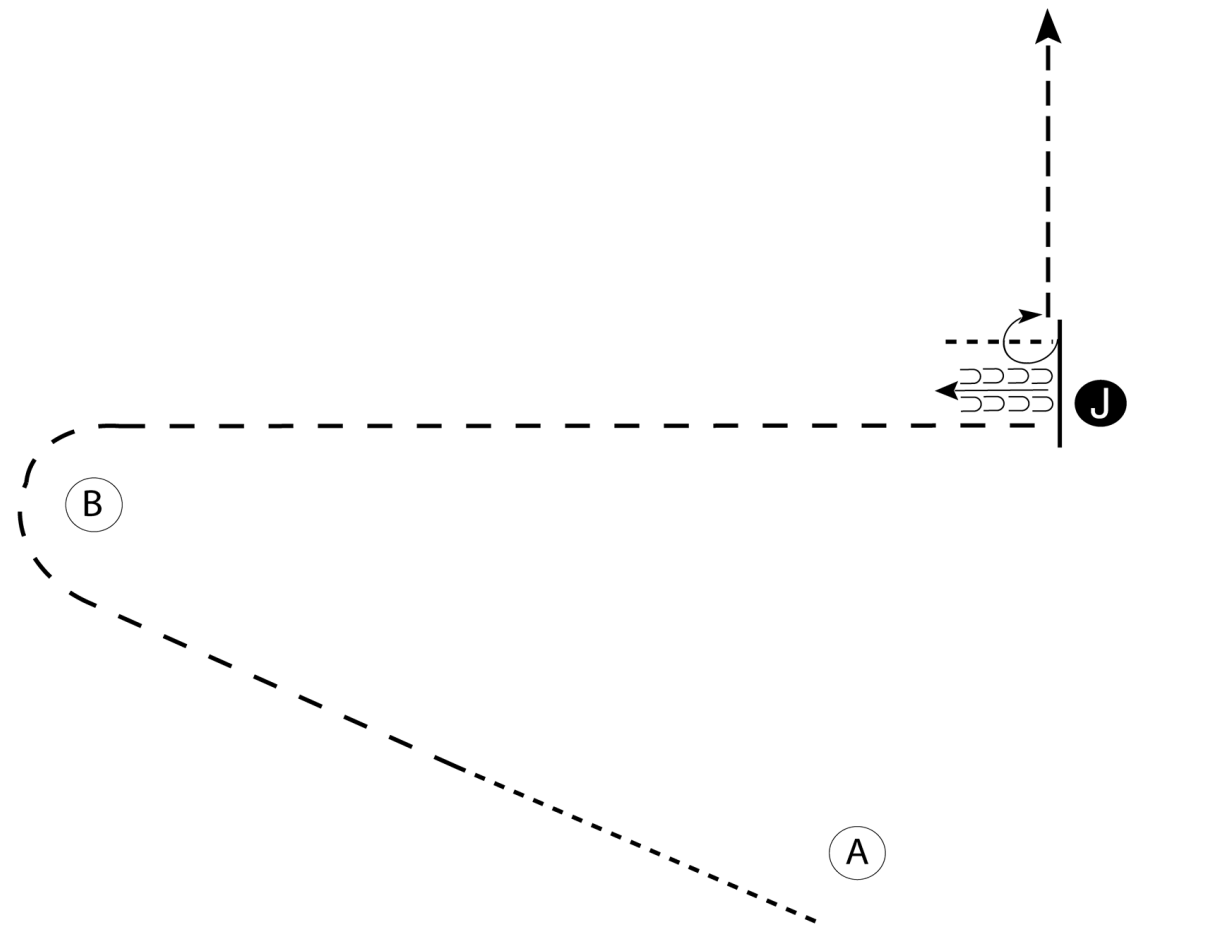
MNPOAC Spooktacular 2024

Showmanship (All 3 Gait Classes)

Show Date: 10-19-2024

w w w . H o r s e S h o w P a t t e r n s . c o m

w w w . H o r s e S h o w P a t t e r n s . c o m



1. Begin at A. Walk halfway to B
2. Trot to and around B to the Judge
3. Stop and back one horse length
4. Walk to the Judge and set up for inspection
5. When dismissed perform a 270 degree turn and trot to the line-up

Walk	-----
Trot	- - - - -
Back	←
Marker	Ⓟ
Judge	Ⓝ

[S/1-15]

Pattern Provided by:
Show Committee

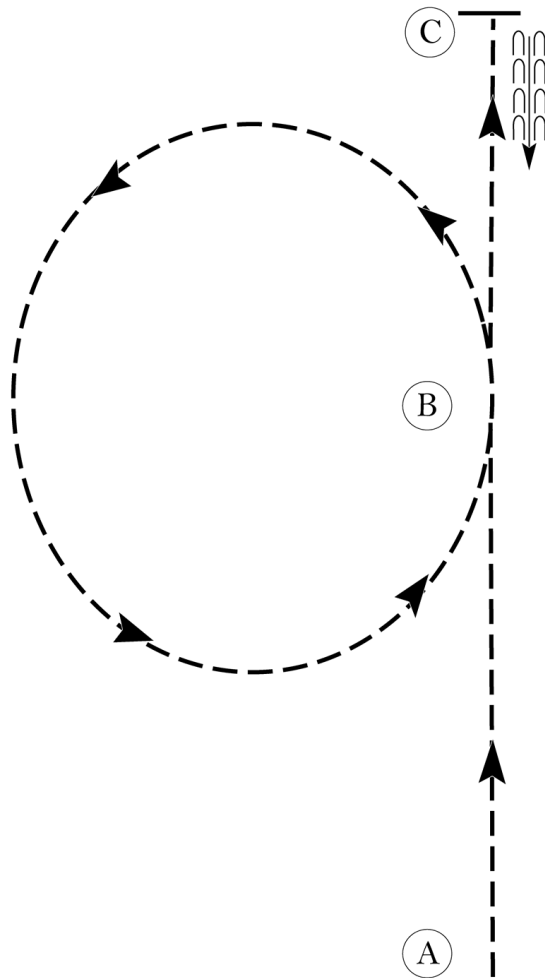
MNPOAC Spooktacular 2024

Hunt Seat Equitation (All WT & 9u Classes)

Show Date: 10-19-2024

w w w . H o r s e S h o w P a t t e r n s . c o m

w w w . H o r s e S h o w P a t t e r n s . c o m



1. Posting trot on the left diagonal from A to B.
2. At B posting trot a circle to the left on the right diagonal.
3. Sitting trot to C.
4. Stop at C and back approximately one horse length.

Exit at a sitting trot.

Walk	-----
Trot	- - - - -
Extended Trot	— — — — —
Canter	— — — — —
Leg Yield	
Lead Change	— / —
Back	← ← ← ← ←
Marker	⊙ B
Sidepass	← — — — — ←
Hand Gallop	— — — — —

[HSE/WT-21]

Pattern Provided by:
Show Committee

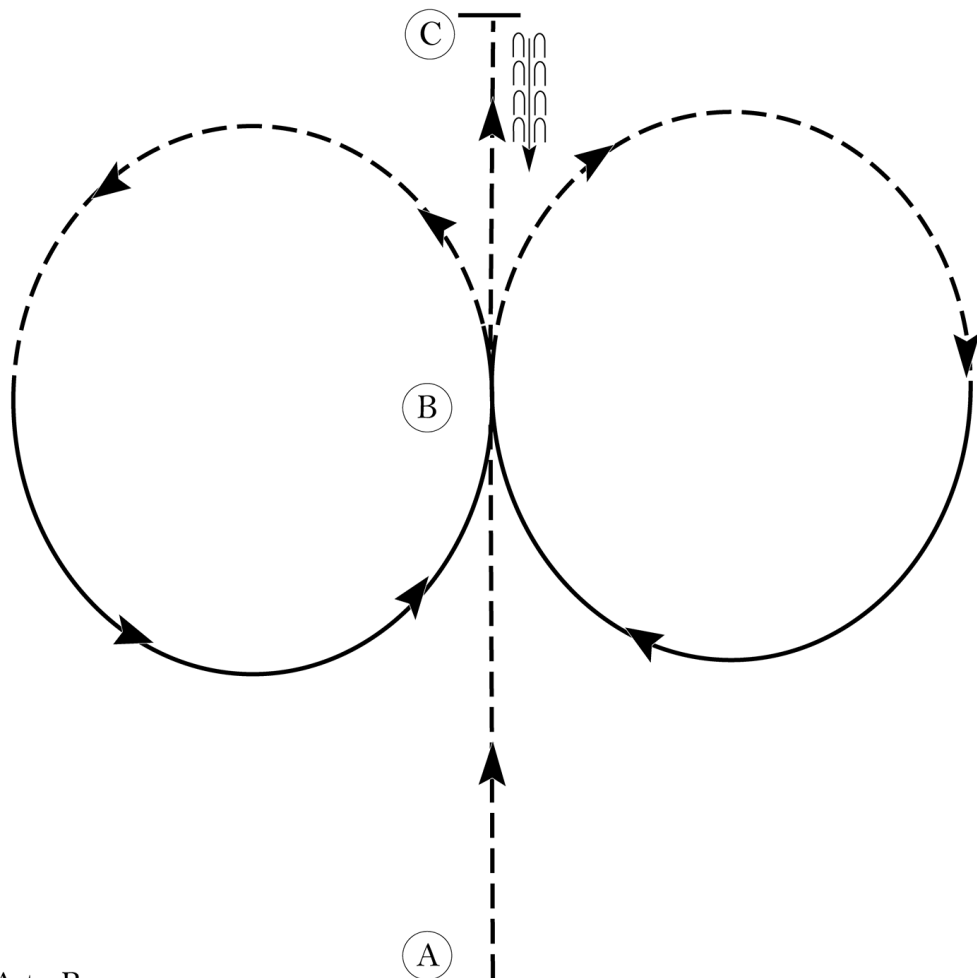
MNPOAC Spooktacular 2024

Hunt Seat Equitation (All 3 Gait Classes)

Show Date: 10-19-2024

w w w . H o r s e S h o w P a t t e r n s . c o m

w w w . H o r s e S h o w P a t t e r n s . c o m



1. Sitting trot A to B
2. At B posting trot on the left diagonal in a half circle.
3. Canter on the right lead back to B. .
4. Posting trot on the right diagonal in a half circle.
5. Canter on the left lead back to B.
6. Sitting trot to C.
7. Stop at C and back approximately one horse length.

Exit at a sitting trot.

Walk	-----
Trot	- - - - -
Extended Trot	— — — — —
Canter	—————
Leg Yield	
Lead Change	↘ ↙
Back	← ← ← ← ←
Marker	⊙ B
Sidepass	← — — — — →
Hand Gallop	— — — — —

[HSE/2-21]

Pattern Provided by:
Show Committee

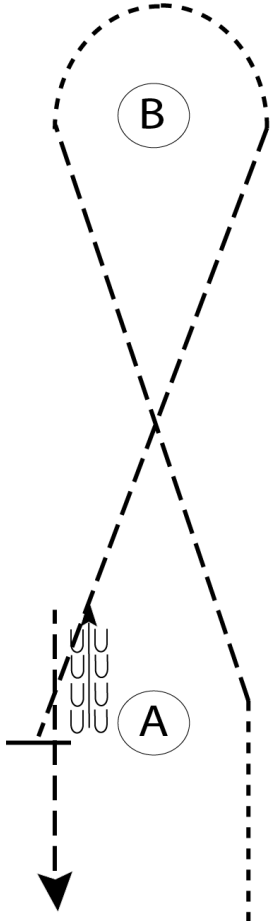
MNPOAC Spooktacular 2024

Bareback Horsemanship (9u)

Show Date: 10-19-2024

w w w . H o r s e S h o w P a t t e r n s . c o m

w w w . H o r s e S h o w P a t t e r n s . c o m



Be ready before A.

1. Walk to A.
2. Jog to B.
3. Walk around B.
4. Jog to A.
5. Stop and back approximately one horse length.
6. Jog to exit.

Follow the instructions of your ring steward.

Walk	-----
Jog	- - - - -
Extended Jog	— — — —
Lope	
Lead Change	↙ ↘
Back	← ↙ ↘ ↙ ↘
Marker	ⓑ

[WH/WT-98]

Pattern Provided by:
Show Committee

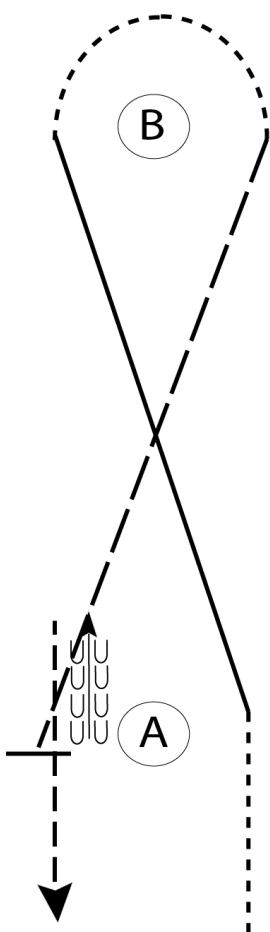
MNPOAC Spooktacular 2024

Bareback Horsemanship (10-13 and 14-18)

Show Date: 10-19-2024

w w w . H o r s e S h o w P a t t e r n s . c o m

w w w . H o r s e S h o w P a t t e r n s . c o m



Be ready before A.

1. Walk to A.
2. Lope on the right lead to B.
3. Walk around B.
4. Extended jog to A.
5. Stop and back approximately one horse length.
6. Jog to exit.

Follow the instructions of your ring steward.

Walk	-----
Jog	- - - - -
Extended Jog	____
Lope	
Lead Change	⤵
Back	←
Marker	(B)

[WH/1-98]

Pattern Provided by:
Show Committee

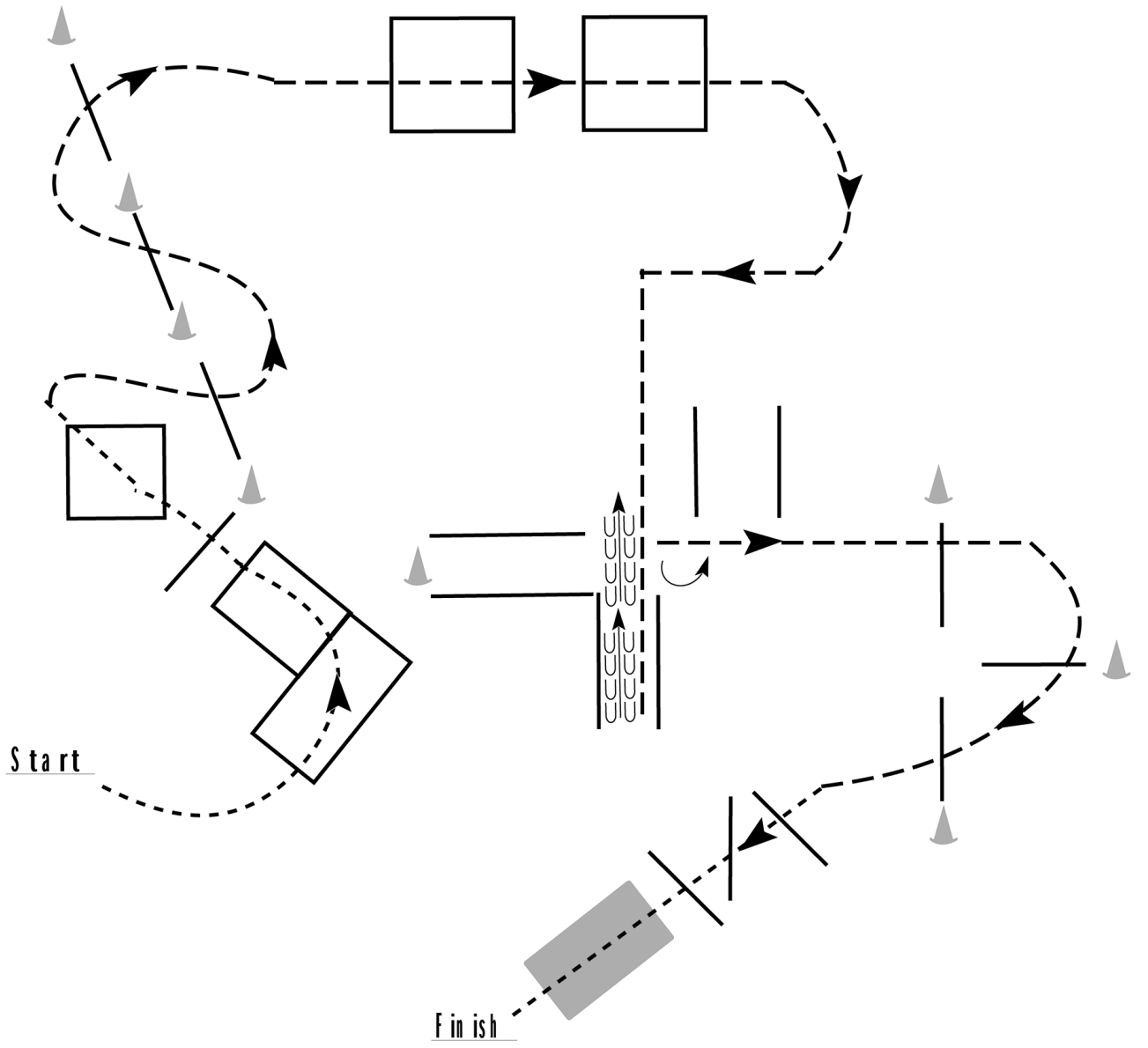
MNPOAC Spooktacular 2024

Trail (All In hand, WT, 9u & Leadline (walk Only) Classes)

Show Date: 10-19-2024

w w w . H o r s e S h o w P a t t e r n s . c o m

w w w . H o r s e S h o w P a t t e r n s . c o m



1. Walk through boxes and over pole.
2. Trot serpentine over poles.
3. Continue to jog through boxes and into chute.
4. Back out of chute. Turn 90 degrees left.
5. Jog over poles.
6. Walk over poles and bridge to finish.

Walk	-----
Jog	- - - - -
Lope	—————
Back	←←←←←
Marker	▲
Sidepass	←-----→

[T/WT-44]

Pattern Provided by:
Show Committee

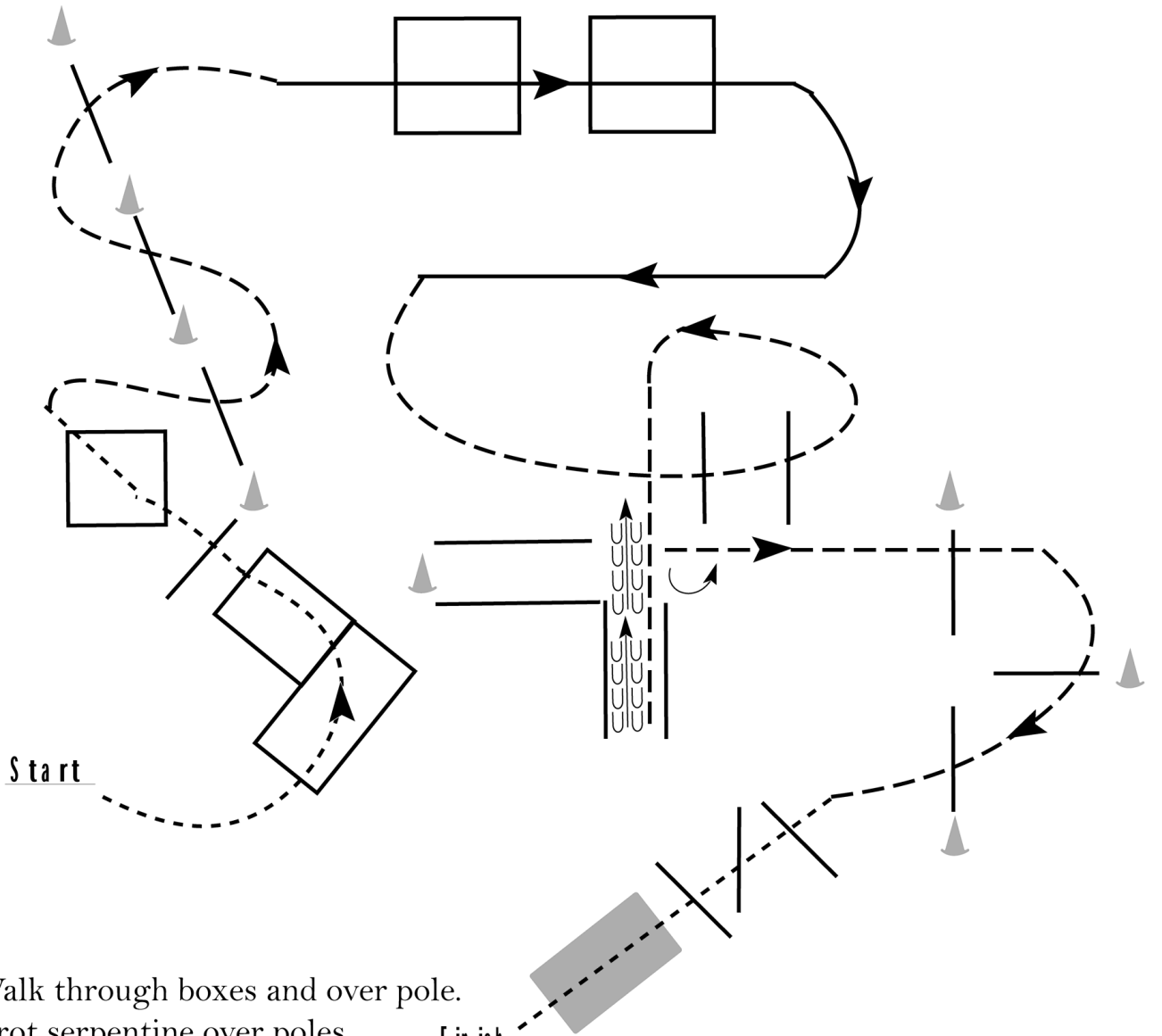
MNPOAC Spooktacular 2024

Trail (All 3 Gait Classes)

Show Date: 10-19-2024

w w w . H o r s e S h o w P a t t e r n s . c o m

w w w . H o r s e S h o w P a t t e r n s . c o m



1. Walk through boxes and over pole.
2. Trot serpentine over poles.
3. Lope on the right lead through boxes.
4. Break to a jog and jog over poles and into chute.
5. Back out of chute. Turn 90 degrees left.
6. Jog over poles.
7. Walk over poles and bridge to finish.

Walk	-----
Jog	- - - - -
Lope	—————
Back	←←←←← →→→→→
Marker	▲
Sidepass	←-----→

[T/1-44]

Pattern Provided by:
Show Committee

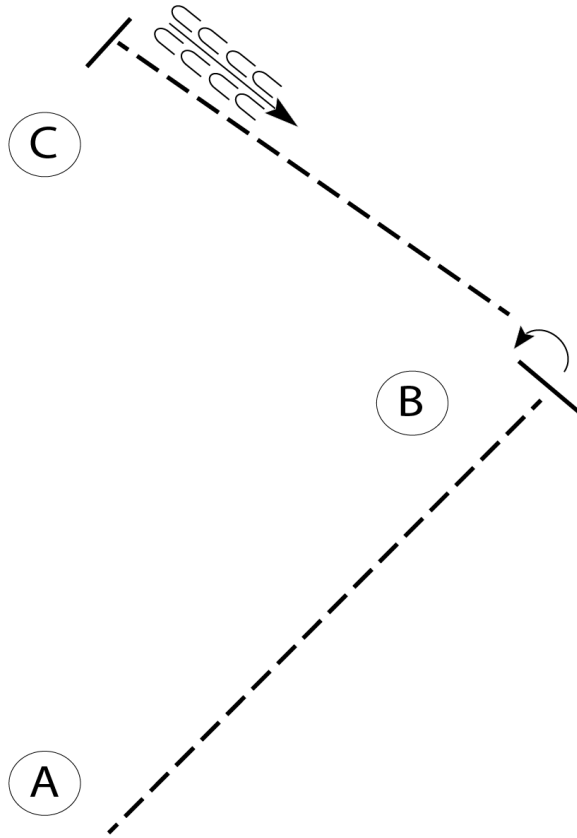
MNPOAC Spooktacular 2024

Horsemanship (All WT & 9u Classes)

Show Date: 10-19-2024

w w w . H o r s e S h o w P a t t e r n s . c o m

w w w . H o r s e S h o w P a t t e r n s . c o m



Be ready at A.

1. Jog A to B.
2. At B, stop and perform a 90 degree turn to the left.
3. Jog B to C.
4. Stop at C and back 4 steps.

Follow the instructions of your ring steward.

Walk	-----
Jog	- - - - -
Extended Jog	— — — —
Lope	
Lead Change	— / —
Back	← — — — —
Marker	ⓑ

[WH/WT-8]

Pattern Provided by:
Show Committee

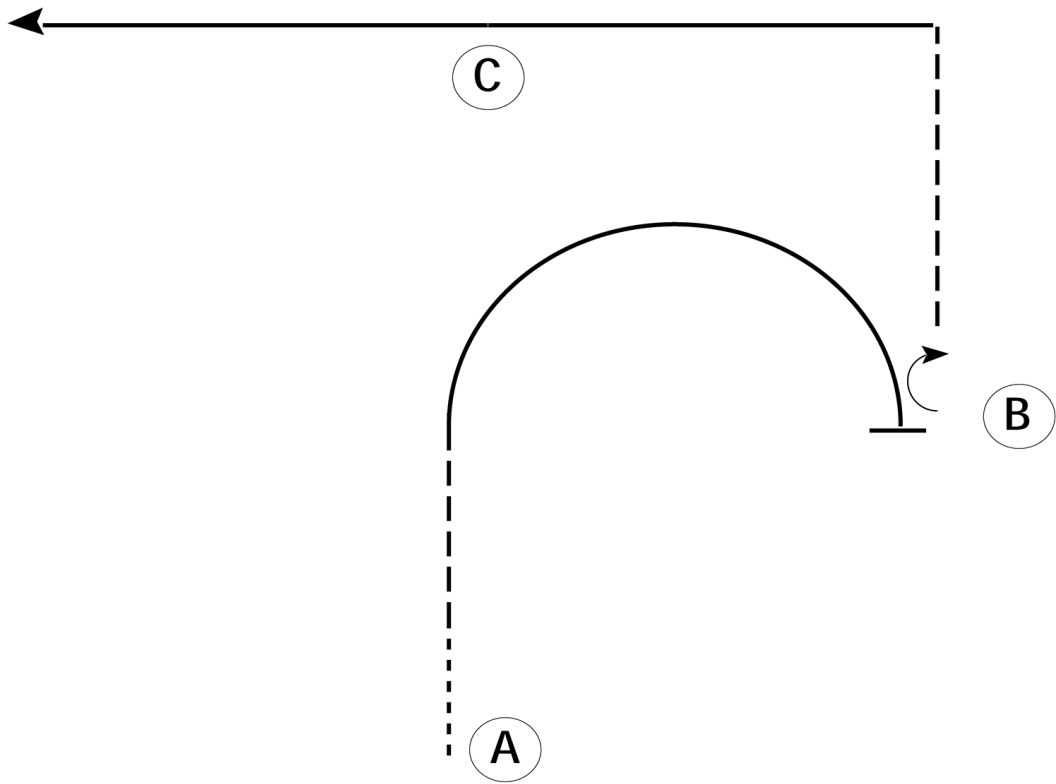
MNPOAC Spooktacular 2024

Horsemanship (All 3 Gait Classes)

Show Date: 10-19-2024

w w w . H o r s e S h o w P a t t e r n s . c o m

w w w . H o r s e S h o w P a t t e r n s . c o m



Be ready at A.

1. Walk approximately two horse lengths from A.
2. Jog halfway to C.
3. Lope a half circle on the right lead to B.
4. Stop and perform a 1/2 turn to the right.
5. Jog until just past C. Jog a square corner left.
6. Lope on the left lead until even with C.
7. Continue lope to exit.

Pattern is over once you have passed C at the lope.

Follow the directions of your ring steward.

Walk	-----
Jog	- - - - -
Extended Jog	- - - - -
Lope	—————
Lead Change	
Back	
Marker	

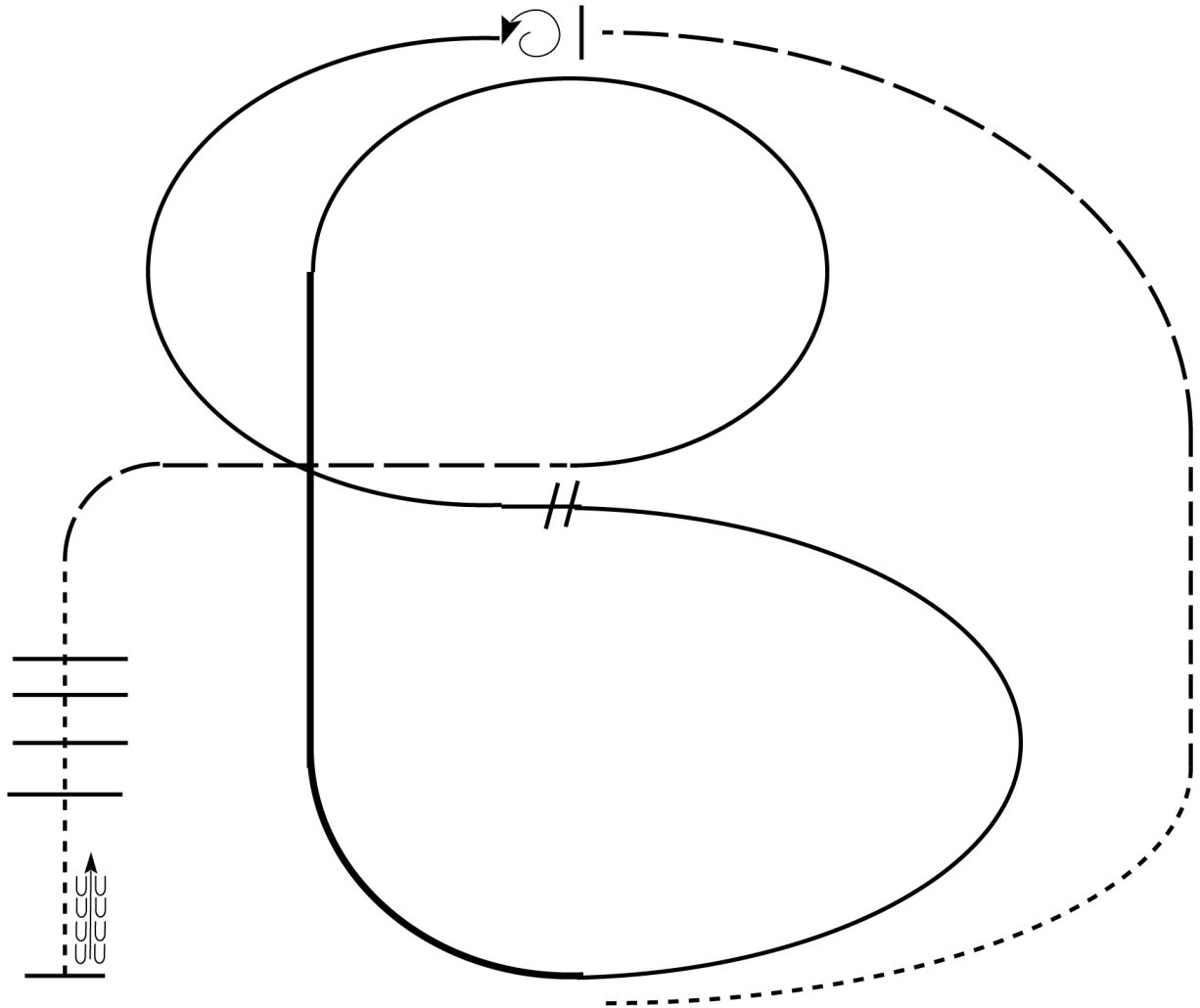
[WH/2-79]

Pattern Provided by:
Show Committee

MNPOAC Spooktacular 2024

Ranch Riding (All Ranch Riding)

Show Date: 10-19-2024



1. Walk
2. Trot
3. Extend the trot, at the top of the arena, stop
4. 360 degree turn to the left
5. Left lead 1/2 circle, lope to the center
6. Change leads (simple or flying)
7. Right lead 1/2 circle
8. Extended lope up the long side of arena (right lead)
9. Collect back to a lope around the top of the arena and back to center
10. Break down to an extended trot
11. Walk over poles.
12. Stop and back

Walk	-----
Jog	- - - - -
Extended Jog	-----
Lope	
Lead Change	///
Back	←
Marker	(B)

[RR/1]

Pattern Provided by:
Show Committee